

Traffic Patterns

During the morning arrival and afternoon dismissal times, the Garfield/Woodbine entrance to the lower lot is barricaded to enhance the safety of crossing pedestrians and to better manage traffic flow coming through the intersection. During those times, the lower lot can be accessed only via the entrance by the ambulance building. Drivers must enter the lower lot from West Ivy, proceed to the drop-off/pick-up area, and pull alongside the curb to wait for their students. If the loading zone is full, drivers can go back around and use the additional visitor parking spaces at the curb (west of the loading zone), or park in any open unreserved parking spots in the lot.

During the morning arrival time (7-9 a.m.), drivers using this zone must enter the lot from West Ivy

Street (by the police/ambulance building), proceed to the drop-off area, pull alongside the curb to drop off students, and then follow the traffic pattern back out to West Ivy to exit the campus.

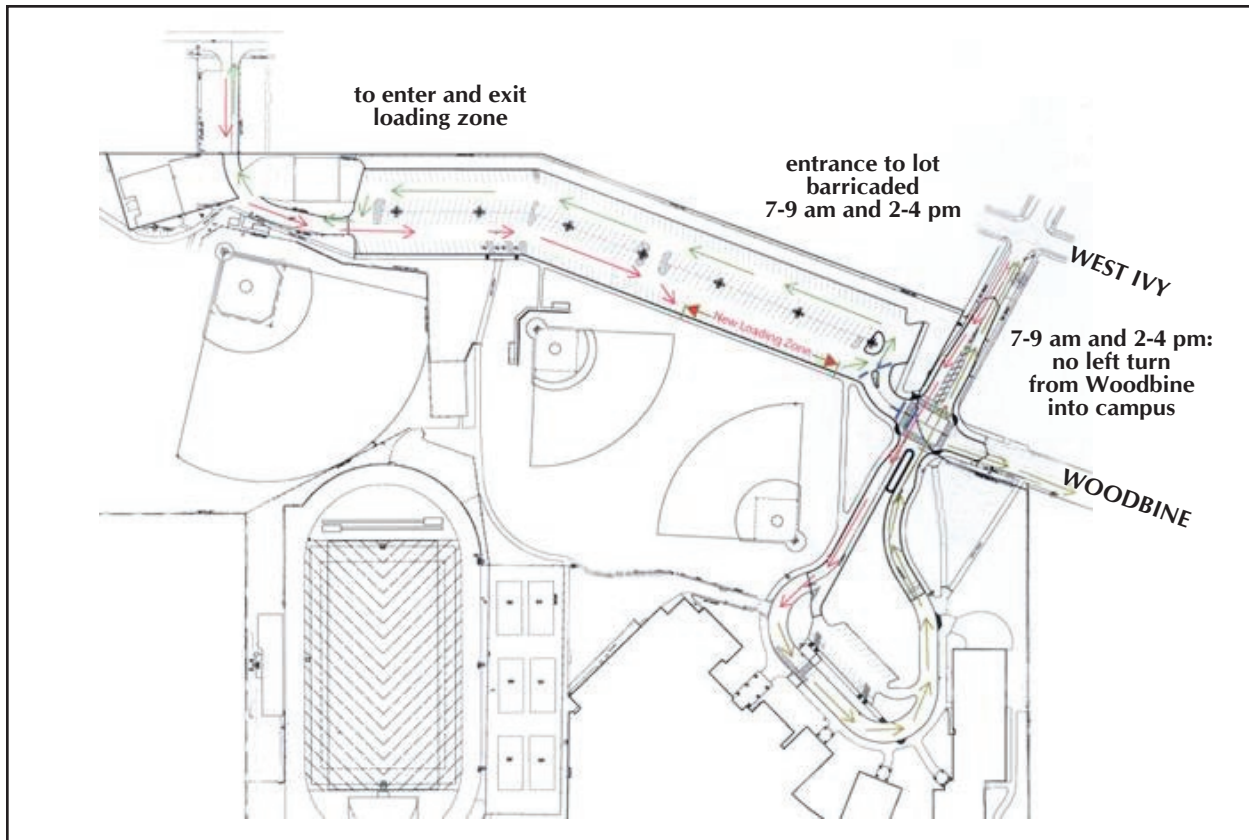
Turning at Garfield and Woodbine during arrival and dismissal times is restricted as follows:

- Vehicles approaching the intersection from Woodbine Avenue can turn right only.
- Those approaching from Garfield can turn left onto Woodbine or continue straight into the loop.
- Those exiting the loop can turn right onto Woodbine or continue straight down Garfield.
- Those exiting the lower lot must exit via West Ivy.

The elimination of vehicle access to the lower lot from Garfield and Woodbine during arrival and dismissal times allows for pedestrians on the west side of Garfield (the side closer to the lot) to cross the intersection without having to wait for crossing guard to wave them through.

For safety reasons, the crossing guard at Garfield and Woodbine manages traffic flow into the loop. It's strongly recommended that drivers use the drop-off/pick-up area in the lower lot to avoid traffic congestion, both in the loop and at Garfield and Woodbine. Please remember, the only way to enter the loop is from Garfield Street. In addition, please remember that drivers are asked to refrain from dropping off or picking up passengers at the west ends of Brizee and William Streets.

*If you have any questions or concerns,
please contact Director of Facilities, Dan Friday
at (585) 248-6310.*



*Artist:
Sloan Sowinski
Class of 2028*

Safety Tips For Families

East Rochester School District was designed as, and continues to be, a walking district. In the event you must drive your child to or from school we do need your cooperation to ensure the 20 min windows of traffic congestion at arrival and dismissal are safe and traffic does continue to flow both on campus and in the village. The loop is, and always will be, busy during drop-off and pick-up times, and the district would like everyone's cooperation to ensure student drop-off and pick-up is safe and orderly. The Village of East Rochester will continue to provide a traffic-control officer to manage the intersection of Woodbine Avenue and Garfield Street. The officer and other traffic-control personnel, all of whom are clearly identified, are there to help motorists during arrival and dismissal times. The safety of our students is our primary concern. We ask that all users of the loop follow these procedures:

1. Please drive slowly and carefully when approaching the school, paying careful attention to speed humps in the bus loop.
2. Drop off and pick up passengers only by pulling up to the curb on the right side of the loop. Please do not drive through the visitors' parking lot to drop off and pick up students.
3. Please make sure that you are dropping or picking up elementary students in the main loop and MLA

and high school students in the main parking lot. This is especially important during inclement weather at arrival or dismissal times.

4. Do not park anywhere in the loop. Standing areas are clearly marked. Cars in standing zones must be occupied by the driver. Families who wish to walk a student to the door must park in the lower lot and walk on the sidewalk to the school.
5. Please make sure your child is ready to exit the vehicle as soon as you come to a stop at the appropriate sidewalk.
6. Children should only cross the street at crosswalks.
7. The traffic loop is a fire lane and must be accessible to emergency vehicles.
8. According to state law, all vehicles must stop when a school bus has its blinking red lights on, whether it is in the loop or on the road.
9. Please respect the property of the residents in the school neighborhood. Do not park in driveways, block driveways at the curb, park on lawns, etc. Please do not park on Brizee or William Streets during arrival and dismissal.
10. Please obey town/village parking regulations at all times.
11. Please carpool whenever possible to decrease the number of cars in the loop area.

Crossing Guard Locations

East Rochester

South Washington Street and West Hickory Street
Main Street and East Ivy Street/West Ivy Street
Garfield Street and West Avenue
Garfield Street and West Ivy Street
Garfield Street and Woodbine Avenue
Flashing signal crosswalk at West Ivy Street near the ambulance base



Pittsford

Fairport Road and Main Street
Fairport Road and Sherwood Drive

Perinton

South Lincoln Road and Eaglehead Road

NOTE: Crossing guards are provided by the towns that make up the school district. All questions about crossing guards should be directed to Tammy Scott of the East Rochester Police Department, 586-4399; Douglas Driscoll of the town of Pittsford, 727-1636; or either Maureen Nix at 223-5115 or Jason Kennedy at 303-5506 for the town of Perinton.



*Artist:
Emma Scheg
Class of 2023*



*Artist:
Kiera Karpen
Class of 2023*